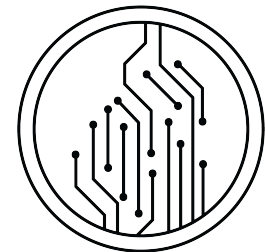


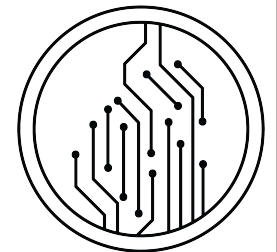
Cycle of Thesis

- Creation of the assignment of the topic to AIS2
- Thesis assignment approval
- Student sign in to the Thesis topic
- Accepting a student for the topic
- Inserting the file of Thesis into AIS2
- Completion of: license agreement, abstract, n. of pages
- Marking the Thesis as final
- Exporting the Thesis to CRZP for originality check



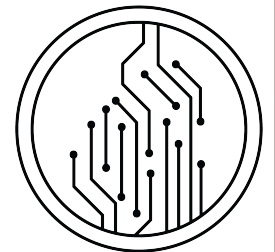
Creation of the assignment of the topic in AIS2

- The teacher creates a new assignment of the topic in AIS2
 - he has to check the date interval
- The approver must approve the topic in AIS2
- The approver is usually the Head of Department



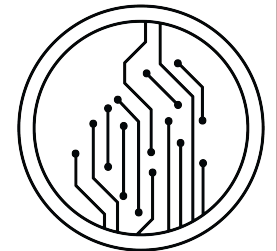
Student sign in to the Thesis topic

- The student registers for the topic on his/her own or the teacher registers him/her for the topic
 - The student must pay attention to the date interval for registration
- A teacher can also add a student to the thesis topic



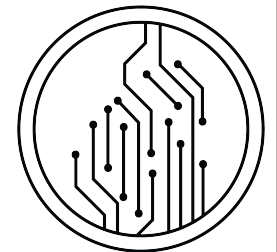
Acceptance of the student's thesis topic

- In order to "operate" in AIS2 a student must be accepted for Thesis and this is done by the teacher



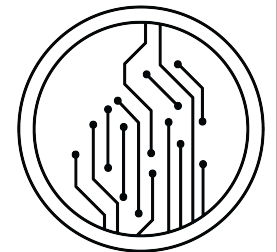
Inserting Thesis into AIS2

- Student add his/her final version of Thesis into AIS2
- The supervisor(s) of the thesis may continuously take the thesis to themselves and read it, interact with the student, ...



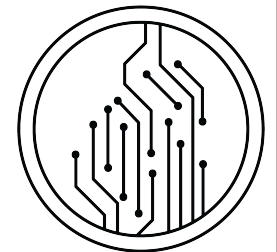
Licence agreement, abstract, number of pages

- If the student has completed the thesis, he/she needs to fill in the license agreement
- Writes the abstract in the languages required
- Writes the number of pages



Finalization of Thesis in Ais2

- In order for the Thesis to be sent for originality checking, it must be marked as final
- This can be done by the student, but also by the responsible person
- Marking the Thesis as final can only be done ONCE !!!



Export to CRZP for originality check

- After a Thesis is marked as final each day at 1 PM export to CRZP
- The result of the originality check from the CRZP is usually available directly in AIS2 within few hours

