



# ELECTRONIC REGISTRATION FOR THE NEXT PART OF THE STUDY

## LAUNCH OF ELECTRONIC ENROLLMENT

After logging in to the AIS2 student interface, click on the inscription at the bottom of the window with the Record sheets

**Create electronic registration**

1AIN - Applied Computer Science (2022/2023)

**Registration forms**

**My courses in 2022/2023 (1AIN)**

Registration date: Sep 1, 2022  
Enrollment was confirmed by the study department

Electronic registration: not created

**Create electronic registration**

If you have not yet created the corresponding enrollment sheet, the dialog window VSES381 - List of enrollment sheets will open and in it the window VSES210 will open for creating the enrollment sheet for the next academic year.

Create registration form - VSES210

Academic year: 2023/2024

Year: 2 - Second year

Study programme: AIN Applied Computer Science - (Single degree study)


Type of financing:

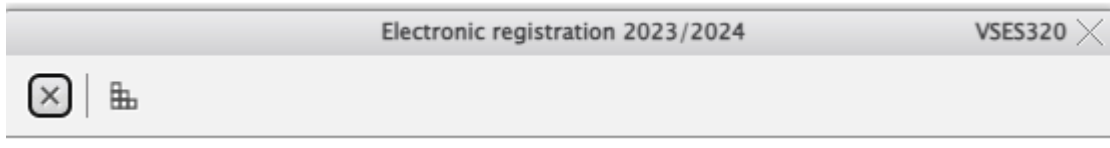
State of study: 1 - newly accepted

OK

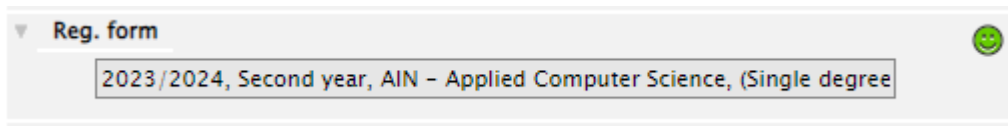


## ELECTRONIC REGISTRATION

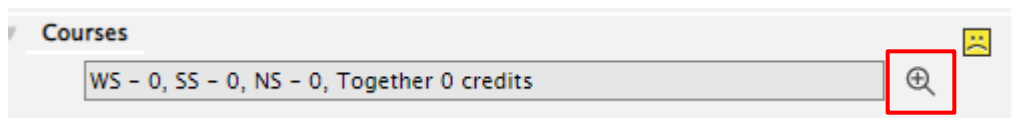
After clicking the button  (or if you have already created a record sheet) the VSES320 - Electronic Record dialog box will open,




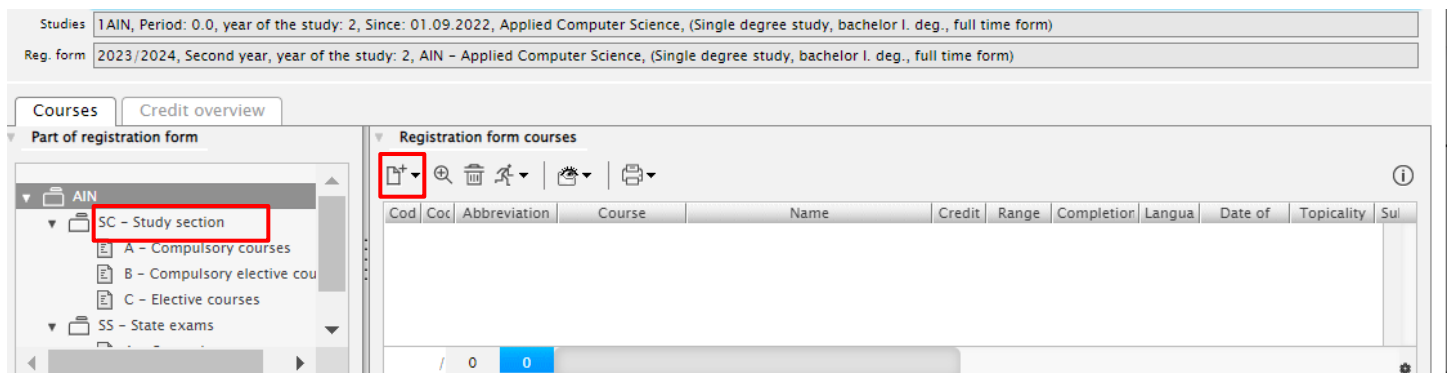
where in the individual parts of the dialog window you make an electronic entry. The correctness of the registration form can be seen in the next part, which is confirmed by a green smiley.




Below is a summary of the subjects you are enrolled in for the next academic year. If there are no subjects in the record sheet, a yellow smiley is visible in the dialog box.



If the settings of your faculty allow it, you can select winter and summer semester subjects for the next academic year by clicking on the icon .



Subjects are added to the registration sheet in turn according to the type of teaching (**Parts of the registration sheet panel: A – Compulsory courses, B – Compulsory optional courses, C – Elective courses**) for each type of teaching separately. By marking the appropriate type of teaching, a button becomes available in the **Subjects panel of the registration sheet**  "Add subject". By clicking on the icon, you will see the options from which you can choose: **Add a subject from the study plan, Add a subject from the subject menu, Add a failed subject, Add a recommended subject.**



VSES023 ✕
Adding courses to the registration form

**OK** ✕ 🗑️

Faculty/University FMFI - Faculty of Mathematics, Physics and Informatics ▼ ↓

Academic year 2023/2024 ▼

Study programme AIN +<< Applied Computer Science - (Single degree study, bachelor I. deg., full time form) ✕

Part of study plan SC - Study section ▼

Teaching type A - Compulsory courses ▼

Recommended year 2 - Second year ▼ ↓

▼ Study plan courses

🗑️ 🗑️ | 🏃 ▼

Attachement	Block	Course	Course	Course name	Abbrevia	Name	Credit	Topicality	S
<input type="checkbox"/>	1MX...	FMFI.KJP/1-...	1-MXX-232	English Language (4)			2		
<input type="checkbox"/>	1AIN...	FMFI.KAMŠ/...	1-DAV-201	Fundamentals of Pr...			6		
<input type="checkbox"/>	1AIN...	FMFI.KAI/1-...	1-AIN-221	Databases (1)			5		
<input type="checkbox"/>	1AIN...	FMFI.KOMFI/...	1-AIN-171	Programming (2)			5		

1 / 11 1 ⚙️

Include in the schedule according to the study group

▼ Study programme attributes

🔍

Abbreviation	Name	Credit	Notes
SC - A - 1MXX...	Physical Educat...	0	Predmety Teles...

1 / 5 ⚙️

Mark the desired items and press OK :



Adding courses to the registration form VSES023 X

OK
X
🏠

Faculty/University: FMFI – Faculty of Mathematics, Physics and Informatics

Academic year: 2023/2024

Study programme: AIN Applied Computer Science – (Single degree study, bachelor I. deg., full time form)

Part of study plan: SC – Study section

Teaching type: A – Compulsory courses

Recommended year: 2 – Second year

**Study plan courses**

Attachement	Block	Course	Course	Course name	Abbrevia	Name	Credit	Topicality	S
<input checked="" type="checkbox"/>	1MX...	FMFI.KJP/1-...	1-MXX-232	English Language (4)			2		
<input checked="" type="checkbox"/>	1AIN...	FMFI.KAMŠ/...	1-DAV-201	Fundamentals of Pr...			6		
<input checked="" type="checkbox"/>	1AIN...	FMFI.KAI/1-...	1-AIN-221	Databases (1)			5		
	1AIN...	FMFI.KDMFI/...	1-AIN-171	Programming (3)			5		

4 / 11 1

Include in the schedule according to the study group

**Study programme attributes**

Abbreviation	Name	Credit	Notes
SC – A – 1MXX...	Physical Educat...	0	Predmety Teles...

1 / 5

The subjects are entered in the registration sheet:

Studies: 1AIN, Period: 0.0, year of the study: 2, Since: 01.09.2022, Applied Computer Science, (Single degree study, bachelor I. deg., full time form)

Reg. form: 2023/2024, Second year, year of the study: 2, AIN – Applied Computer Science, (Single degree study, bachelor I. deg., full time form)

Courses | Credit overview

**Part of registration form**

- AIN
  - SC – Study section
    - A – Compulsory courses**
    - B – Compulsory elective cou
    - C – Elective courses
    - SS – State exams

**Registration form courses**

Cod	Coc	Abbreviation	Course	Name	Credit	Range	Completion	Langua	Date of	Topicality	Su
SC	A	FMFI.KJP/1...	1-MXX-232	English Language (4)	2	2C	H		04.08.20...		
SC	A	FMFI.KAMŠ...	1-DAV-201	Fundamentals of Probability and...	6	3P + ...	H	SK	04.08.20...		
SC	A	FMFI.KAI/1...	1-AIN-221	Databases (1)	5	2P + ...	H	SK	04.08.20...		
SC	A	FMFI.KDMFI...	1-AIN-171	Programming (3)	5	4K	H	SK	04.08.20...		

1 / 4 1

**Study programme attributes**





In this way, you write down the examinations in the breakdown - **Compulsory courses, Compulsory optional courses and Elective courses**. If you are a student in the last year of the study program in which you are enrolled, you choose and enroll subjects also from the group **SE - State exams**.



If in the previous academic year you did not complete a compulsory subject that you were enrolled in, you are obliged to enroll in this subject repeatedly.

Enrollment of an uncompleted subject from the previous academic year – in the **Courses** section of

the registration sheet, press the icon  and then "Add failed subject", the failed courses will be displayed by pressing the icon  the course will be added to the registration form for the next part of the study.

The screenshot displays the registration software interface. At the top, it shows the study details: "Studies: 1AIN, Period: 0.0, year of the study: 2, Since: 01.09.2022, Applied Computer Science, (Single degree study, bachelor I. deg., full time form)" and "Reg. form: 2023/2024, Second year, year of the study: 2, AIN - Applied Computer Science, (Single degree study, bachelor I. deg., full time form)".

The main interface is divided into several sections:

- Courses**: A tree view showing the structure of the registration form, including "Part of registration form" and "Study programme attributes".
- Addition of a course into RF**: A dialog box with a table of courses. The "OK" button is highlighted with a red box.
- Table of Course Completions**: A table with columns: Range, Completion, Language, Date of, Topicality, and Status. The table contains several rows of data.

Range	Completion	Language	Date of	Topicality	Status
2C	H		04.08.20...		
P + ...	H	SK	04.08.20...		
P + ...	H	SK	04.08.20...		
4K	H	SK	04.08.20...		

If courses are added in the note sheet, a green smiley is displayed in the dialog box.

The screenshot shows the "Courses" section of the registration software. A text box displays the text "WS - 24, SS - 2, NS - 0, Together 26 credits". To the right of the text box is a green smiley icon.



In the next part of the **Confirmation**, you confirm the registered study results, continuation of studies and changes in personal data.

**Certificates**

I confirm results of the study in academic year 2022/2023. recorded in system. By confirmation I hereby agree with enclosing of registration list and I am aware of the fact that I will not be allowed to undertake other courses in academic year 2022/2023.

I will continue studying in academic year 2023/2024.

Changes in personal data  Yes  No

If there have been changes in your personal data, mark it  Yes and list the changes that have occurred for you:

Changes in personal data  Yes  No

If you have already expressed your consent to provide personal data to CKM SYTS in the past, in the **section Processing of personal data - consents and confirmations**, you will see the date of consent.

**Processing of personal data - consents and confirmations**

What is the difference between confirmation and c

Type of appr.	Granted	Date of appr.	Current
I	<input checked="" type="checkbox"/>	03.08.2023 14...	A

1 / 1



Processing of personal data – consents and confirmations

What is the difference between confirmation and consent?

🔍 🏃

Type of appr.	Granted	Date of appr.	Current	Modified by
	<input type="checkbox"/>			

1 / 1

If you have not given consent to the provision of personal data in the past and you are the owner of a card with an ISIC license, give your consent in this section. You can view the content of the document to which you are giving consent using

the button .

What is the difference between confirmation and consent?

🔍 🏃

Type of appr.	Granted	Date of appr.	Current	Modified by
	<input checked="" type="checkbox"/>			

1 / 1

In the next part of the electronic registration, the fees associated with the study are defined by each faculty in accordance with the applicable regulations. Fees may vary from illustration image.

Study fees

student has to have all mandatory charges and at least 1 charge from a group among his charges

Exceeding the standard length of study 500,00 EUR

Exceeding the standard length of study 600,00 EUR

It is necessary to mark the fee in accordance with the information published on the website of the faculty regarding enrollment in the next part of the study.

Study fees

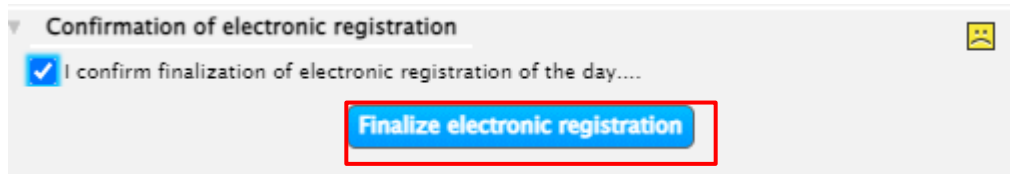
student has to have all mandatory charges and at least 1 charge from a group among his charges

Exceeding the standard length of study 500,00 EUR

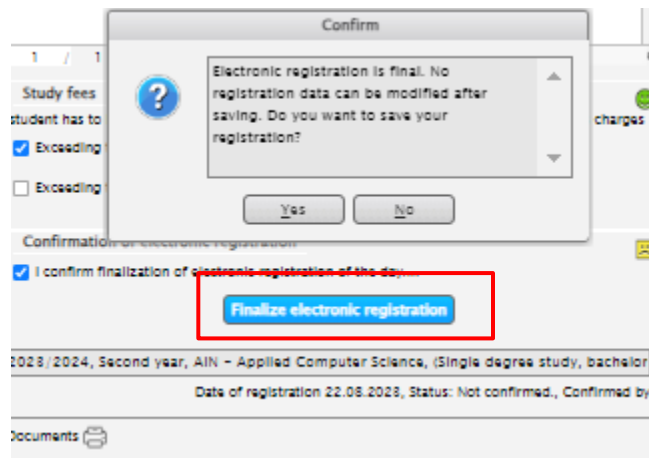
Exceeding the standard length of study 600,00 EUR



The last step of the electronic record is its confirmation and saving.



You can end the registration even without confirmation and return to it later.



After completing electronic registration, all boxes and buttons will become inactive. If you subsequently discover an error in your electronic record, contact your study department.





By pressing the printer icon, you will be able to print documents.

Study fees  
student has to have all mandatory charges and at least 1 charge from a group among his charges

Exceeding the standard length of study 500,00 EUR

Exceeding the standard length of study 600,00 EUR


Confirmation of electronic registration

I confirm finalization of electronic registration of the day....

Registration is finished

2023 / 2024, Second year, AIN - Applied Computer Science, (Single degree study, bachelor

Date of registration 22.08.2023, Status: Not confirmed, Confirmed by:

Documents 

Documents accessible at your faculty may differ.

Elektronický zápis 2023/2024 VSES320

Aký je rozdiel medzi potvrdením a súhlasom?

Dokumenty - tlač - VSES290 VSES290


OK

Zoznam dokumentov

Názov
Výkaz štúdia za zimný semester
Výkaz štúdia za letný semester
Potvrdenie o návšteve školy v akademickom roku
Čestné vyhlásenie
Žiadosť o vystavenie duplikátu, opätovné vydanie preuk...
Potvrdenie o prerušení štúdia v akademickom roku
Potvrdenie o ukončení štúdia v akademickom roku
Potvrdenie o návšteve školy na účely prídavku na dieťa

1 / 8






Datum zápisu 03.08.2023, Stav: Nepotvrdený, Potvrdiť.

Dokumenty 

After closing the VSES320 window, you will return to the VSES381 application - List of enrollment sheets, where enrollment sheets for individual academic years are displayed.

1AIN, Period: 0.0, year of the study: 2, Since: 01.09.2022, Applied Computer Science, (Single degree study, bachelor I. d

List of registration forms

Ak. rok	Roč.	Dát. zápisu	Uzatvorený LS	Podm. zápis	Dátum	Príznak
2022/2023	1	01.09.2022	N	N		
2023/2024	2	22.08.2023		N		



Via the runner icon, you have the option to complete the electronic registration, unless you have confirmed its completion.



If you have a problem with electronic registration, contact the study department of the faculty.

***... DONE, YOU DID IT ... ELECTRONIC ENROLLMENT SUCCESSFULLY COMPLETED  
AND WILL BE PROCESSED BY THE STUDY DEPARTMENT 🤖***