



# REGISTRATION FOR THE STATE EXAMINATION DATE

## LOGGING INTO THE AIS SYSTEM

Start your internet browser and type in the address bar <http://moja.uniba.sk> and then click on the **AIS** hyperlink. Click the button "Sign up".

You log into the **AIS** system using your **university login name** and password. If you do not have your login name and password, contact the password manager of your faculty (<https://uniba.sk/o-univerzite/fakulty-a-dalsie-sucasti/cit/citps/bezpecnost/fakultni-spravcovia-hesiel/>), respectively contact **CePIT** (tel. 02 / 9010 4444).

ais2.uniba.sk/ais/portal/changeLocale.do?locale=EN

AIS2 Support AIS Privacy policy SK EN

**User login**

Sign In

**Browser test**

This test enables you to verify the settings of your browser required for using AIS2.

Run test

**Project AIS2**

The AIS2 project was supported by the Ministry of Education of Slovak Republic in the years 2005-2007 by means of central project of IT development. See the AIS2 portal for more information.

Information portal AIS2

YouTube channel AIS2

unikátnosť tradícia akademické zázemie akademické zázemie

18.1.72

After successful login, the main window of the AIS application will be available to you. *The Student Portal* provides simplified access to study data through selected panels. In the central part of the window, data about the student's current studies are directly available (*timetable, registration forms, final theses, ...*).

In the left part of the window, you can click to launch the AIS applications themselves (e.g. Overview of studies - VSES017), as we know them from the universal AIS interface.




## REGISTRATION FOR THE STATE EXAMINATION DATE

Only students who have subjects from the State Examination subject group entered in their Enrollment Sheet for the current academic year can register for *the state exam date*.

The screenshot shows the 'Student' portal interface. At the top, there is a red header with the word 'Student'. Below it, there is a navigation bar with 'My schedule, schedule search' and a calendar icon. The main content area is divided into several sections:

- 1AIN - Applied Computer Science (2023/2024)**: A yellow header with a menu icon.
- Registration forms**: A section with a red notification badge '1' and an upward arrow. It contains:
  - My courses in 2023/2024 (1AIN)** with a checkmark icon.
  - Registration date: Sep 1, 2022
  - Enrollment was confirmed by the study department
  - Create registration list** with a checkmark icon.
- Thesis**: A section with a red notification badge '0' and a downward arrow.
- State exams**: A section with a red notification badge '0' and an upward arrow. This section is highlighted with a red box.
- At the bottom of the 'State exams' section, there are two buttons: **Check of prerequisites** and **Registration for an exam date**. The latter button is highlighted with a red box.

After clicking the button **Registration for an exam date** a dialog box will appear VSES<sub>342</sub> Registration for the date of the state exam by students. Mark the date you want to sign up for and press the icon  .



## REGISTRATION FOR THE STATE EXAMINATION DATE

VSES342: Prihlasovanie na štátne skúšky študentom - Google Chrome

ais2-beta.uniba.sk/ais/servlets/WebUIServlet?appClassName=ais.gui.common.PortalApp&target=ais.gui.vs.es.VSES342\_PrihlasenieNaStatnuSkuskuStudent&kodAplikacie=Portal&id=267133&viewer...

**OK** X

Course

Show only current exam dates

Exam dates of courses

	Since	To	Name	Abbreviation	Lo	Num	Sign in since	Sign in until	Sign out	Sign out until	Note
<input checked="" type="checkbox"/>	02.11.2023	02.11.2023	Obhajoba bakalárskej práce	FMFI.KAI/1-AI...	N	0		30.10.2023		30.10.2023	
<input checked="" type="checkbox"/>	02.11.2023	02.11.2023	Aplikovaná informatika	FMFI.KAI/1-AI...	N	0		30.10.2023		30.10.2023	

The selected state exam date will be displayed after clicking on the icon

State exams

### Student

State exams

**1-AIN-991 - BSc Thesis Defense**  
Bachelor state exam - one-field study  
Registration: - 30. 10. 2023  
Unregistration: - 30. 10. 2023  
Date of classifying: unspecified  
Room: unspecified  
Commission: unspecified

**1-AIN-955 - Applied Informatics**  
Bachelor state exam - one-field study  
Registration: - 30. 10. 2023  
Unregistration: - 30. 10. 2023  
Date of classifying: unspecified  
Room: unspecified  
Commission: unspecified

[Check of prerequisites](#)      [Registration for an exam date](#)

After clicking on the name of the state exam subject, the following choices will be displayed: Unregister from exam date, Set preferred day, Course content, Course questions, statement of the commission and Register application for approval.



**Student**

State exams

**1-AIN-991 - BSc Thesis Defense**

Bachelor state exam - one-field study  
Registration: - 30. 10. 2023  
Unregistration: - 30. 10. 2023  
Date of classifying: unspecified  
Room: unspecified  
Commission: unspecified

- Unregister from exam date
- Set preferred day
- Course content
- Course questions, statement of the commission
- Register application for approval

for an exam date

0

Clicking on **Unregister from exam date**, you have the option to unsubscribe from the date you have already chosen.

**Student**

State exams

**1-AIN-991 - BSc Thesis Defense**

Bachelor state exam - one-field study  
Registration: - 30. 10. 2023  
Unregistration: - 30. 10. 2023  
Date of classifying: unspecified

**Confirmation**

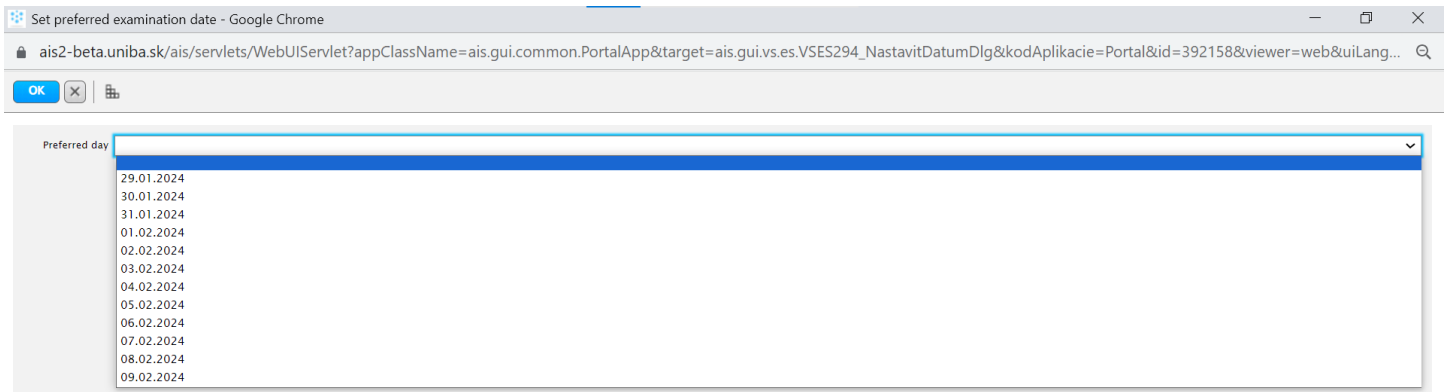
Unregister from exam date?

No Yes

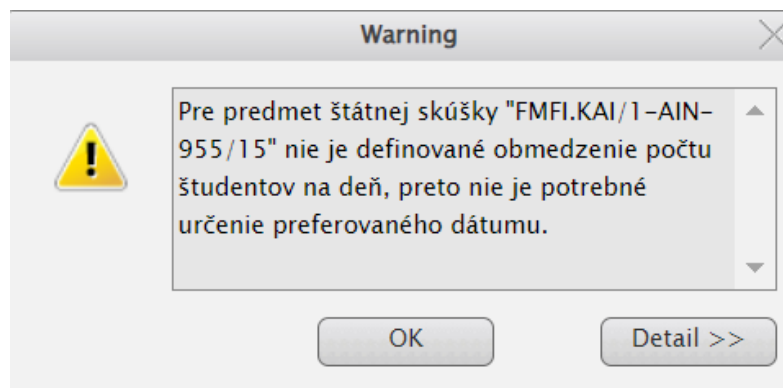
[Check of prerequisites](#) [Registration for an exam date](#)



By clicking on **Set preferred day** it is possible to mark the date of the state exam that suits you best.



If your faculty has not defined a limit on the number of students per day on the date of the state exam you selected, the system will notify you of this and there is no need to set a preferred day.



When you click on icon **Course content** the contents of the subject of the state exam will be displayed.

By clicking on the icon **Course questions, statement of the commission** the questions and statement of the State Commission will be displayed if your faculty has defined the above information in AIS. If the information is not defined, the system will notify you.



When clicking on icon Register application for approval you have the opportunity to apply for recognition of the state exam.

OK

Žiadosť zaevidovaná.

OK

**... DONE, YOU DID IT ... REGISTRATION FOR THE STATE EXAMINATION IS CLOSED  
AND WE WISH YOU A SUCCESSFUL STATE EXAMINATION 😊**