

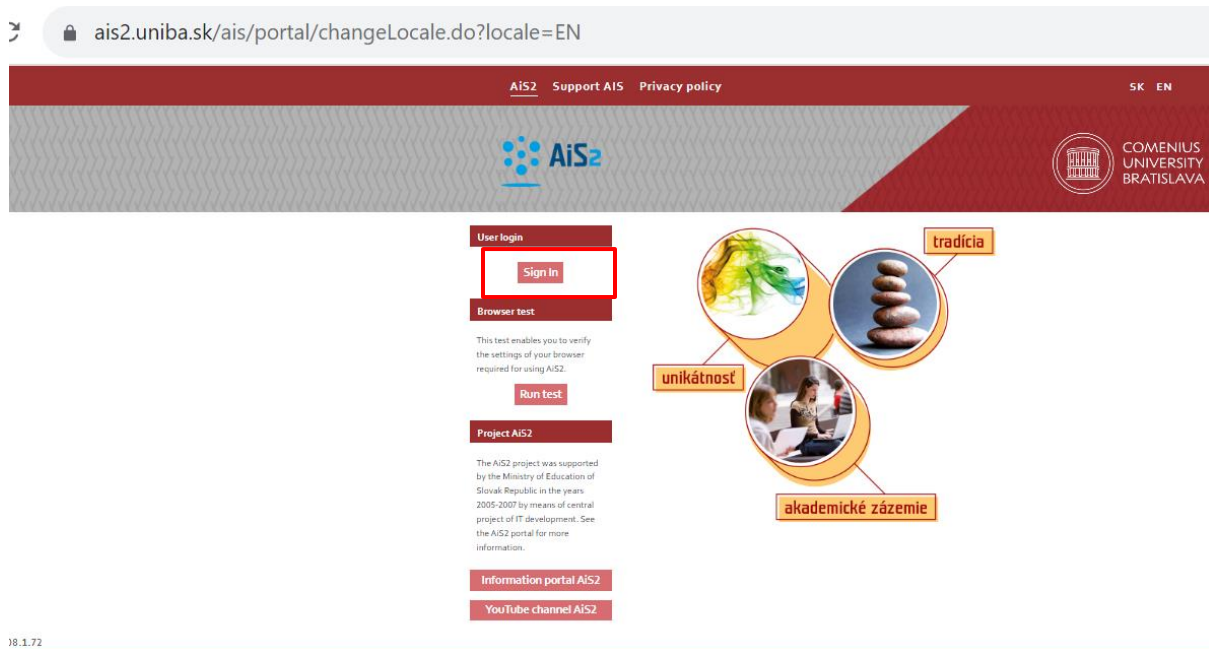


# SCHEDULE LOGIN

## LOGGING INTO THE AIS SYSTEM

Start your internet browser and type in the address bar <http://moja.uniba.sk> and then click on the **AIS** hyperlink. Click the button "Sign up".

You log into the **AIS** system using your **university login name** and password. If you do not have your login name and password, contact the password manager of your faculty (<https://uniba.sk/o-univerzite/fakulty-a-dalsie-sucasti/cit/citps/bezpecnost/fakultni-spravcovia-hesiel/>), respectively contact **CePIT** (tel. 02 / 9010 4444).



After logging in, the AIS system window will open. From the menu *in the left part of the window*, in the list of applications, select/click **Study records** and then from the menu *in the main part of the window*, launch the application **VSES017 – Study, registration forms, final theses, state exams**.



Monday, 9. October 2023, Dionýz  
SK EN

AiS2 Support AIS Privacy policy

COMENIUS UNIVERSITY BRATISLAVA

New messages: 0

- WWW presentation
- User administration system
- Human resources
- Study evidence**
- Study programmes
- Schedule
- Accommodation
- Content management system

Last login  
8.10.2023 17:53:25  
185.142.49.48

**Administration of parameters for study evidence**

VSST010 Administration of action dates  
Ostrá prevádzka

**Administration of students, graduates**

VSES306 Graduates - overview, search, administration  
Ostrá prevádzka

**Study administration**

VSES017 Studies, registration forms, theses, state examinat  
Ostrá prevádzka

VSES333 Signing up for examination date  
Ostrá prevádzka

**New**  
Student view

**New**  
Teacher view

Schedule for ...

Electronic noticeboard of courses

Discussion  
čierna skrinka (1014)

Run test



Sign out

## SCHEDULE LOGIN

After clicking on **VSES017 Studies, registration forms, theses, state examinat** the application **VSES017 Administration of student studies** will open. In the lower part of the window, in the *List of enrollment forms panel*, there is a list of enrollment forms for all academic years during which you were registered as a **student**.

You log in to the timetable by clicking on a specific **registration form** (for the relevant academic year) in the list of registration forms panel and then clicking on the icon (you can also achieve the same by clicking with the right mouse button on the corresponding entry sheet). Select a command from the displayed menu **Classifying into / signing out of the schedule**.



In the newly opened *VSES215 Classifying into / signing out of the schedule* window, select semester and press  the subjects of the registration form will be displayed. From the subjects of the enrollment sheet, select the subject to log in to the schedule and click on the icon .



VSES215: Classifying into / signing out of the schedule - Google Chrome

ais2-beta.uniba.sk/ais/servlets/WebUIServlet?appClassName=ais.gui.vs.es.VSES215App&kodAplikacie=VSES215&param...

Student:




Studies: 1ANHI15, Period: 0.0, year of the study: 1, Since: 01.09.2023, Teaching of English language and literature and history, (Teacher p

Reg. form: 2023/2024, First year, ANHI15 – (Teacher preparation programme, bachelor I. deg., full time form)

Semester: **Z – Zimný semester**




**Courses of registration form, schedule**

Log in interval: (05.09.2023 08:00:00 – 11.10.2023 23:59:00), (08.09.2023 08:00:00 – 24.09.2023 23:59:00)

Abbreviation	Course	Name	Typ	Range	Location
PdF.KAJL/B-AN...	B-ANGde001	Introduction to the Study of t...	A	2PS	
PdF.KAJL/B-AN...	B-ANGde002	Introduction to the Study of A...	A	2S	
PdF.KAJL/B-AN...	B-ANGde002	Introduction to the Study of A...	A	1P	
PdF.KAJL/B-AN...	B-ANGde003	History, Life and Culture of Gr...	A	2S	
PdF.KAJL/B-AN...	B-ANGde003	History, Life and Culture of Gr...	A	1P	




1 / 5

After clicking the icon  another dialog box *VSES024 Schedule registration* will open, and the schedule windows of the selected subject will be displayed. Mark the term that suits you and then confirm your choice by pressing the icon  . If you decide to cancel inclusion in the schedule (change to another date), click on the icon  and remove the selected row.

VSES215: Classifying into / signing out of the schedule - Google Chrome

ais2-beta.uniba.sk/ais/servlets/WebUIServlet?appClassName=ais.gui.vs.es.VSES215App&kodAplikacie=VSES215&param...

**Schedule registration** VSES024

Course: PdF.KAJL/B-ANGde003/22 – History, Life and Culture of Great Britain and the USA

Required duration: 25

Uniformly divide registered students:

**Schedule course boxes**


Attachment	Abbreviation	Course	Name	Range	Re
<input checked="" type="checkbox"/>	PdF.KAJL/B-AN...	B-ANGde003	Dejiny a reálie ...	25	
<input type="checkbox"/>	PdF.KAJL/B-AN...	B-ANGde003	Dejiny a reálie ...	25	
<input type="checkbox"/>	PdF.KAJL/B-AN...	B-ANGde003	Dejiny a reálie ...	25	

1 / 3

4 / 5



**Log in to the schedule in the same way for other subjects.**

After completing the registration for all subjects of the registration form and clicking on the icon  in the dialog window *VSES215 Classifying into / signing out of the schedule*, the student's interactive graphic schedule opens.

... DONE, YOU MADE IT ... 