




ADDING IBAN

LOGGING INTO THE AIS SYSTEM

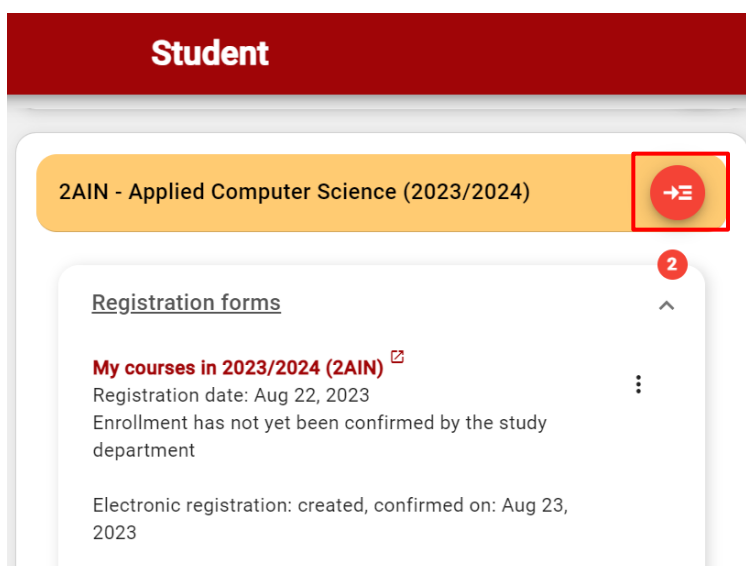
Start your internet browser and type in the address bar <http://moja.uniba.sk> and then click on the **AIS** hyperlink. Click the button "Sign up".

You log into the **AIS** system using your **university login name** and password. If you do not have your login name and password, contact the password manager of your faculty (<https://uniba.sk/o-univerzite/fakulty-a-dalsie-sucasti/cit/citps/bezpecnost/fakultni-spravcovia-hesiel/>), respectively contact **CePIT** (tel. 02 / 9010 4444).



STUDENT DISPLAY

Click on the icon



Is this guide out of date? Let us know:

[by clicking on pre-filled e-mail](#) or

- by announcing the code "So6-01 "Adding IBAN" on [our helpdesk](#)



ADDITIONAL INFORMATION

In detail of your study, please click on [Scholarships](#)

←
Additional information

AIN - Applied Computer Science, 2. year

[Checks](#) ▾
[Mobilities](#)
[Tuition fees](#)
[Scholarships](#)
[Granting consents](#)

ADDING NEW ACCOUNT

After clicking on [Scholarships](#) the VSES203 – Scholarships dialog box will open.

Screenshot of the 'Scholarships - VSES203' dialog box in Google Chrome. The browser address bar shows the URL: `ais2-beta.uniba.sk/ais/servlets/WebUIServlet?appClassName=ais.gui.common.PortalApp&target=ais.gui.vs...`

The dialog box contains the following fields:

- Student: [Empty text box]
- Studies: [Empty text box]
- IBAN: [Empty text box with a red box around a plus icon]



Below the fields is a section titled "Registered scholarships" with a dropdown arrow. It includes a toolbar with icons for search, refresh, and export to XLS. Below the toolbar is a table with the following columns:

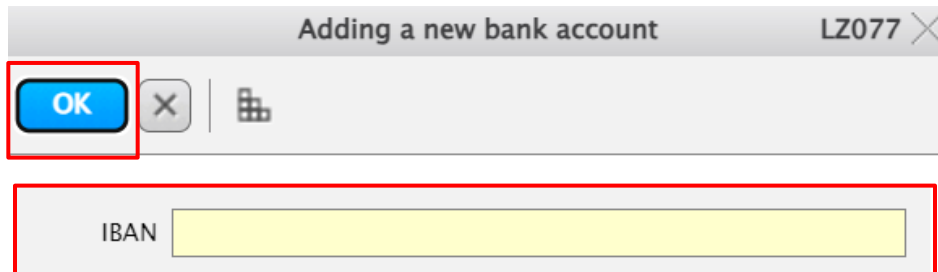
Scholarship type	Abbri	Abbrev	Since date	Until	Amount	Last	Modified by
[Empty table body]							

At the bottom of the dialog, there is a status bar showing `/ 0` and a settings gear icon.

ADDING IBAN



After adding IBAN, click on . Subsequently, the dialog window LZ077 – Adding a new bank account will be opened. Enter the account number in IBAN format and click the button .



... *DONE, YOU MADE IT ...* 😊